


SPECIFICATIONS

Features/Benefits

- 1.5 gpm (5.7 L/min) Max Flow @ 80 psi (D460334)
- 1.75 gpm (6.6 L/min) Max Flow @ 80 psi (D460234)
- 2.0 gpm (7.6 L/min) Max Flow @ 80 psi (D460134)
- Single Function Showerhead
- Pressure Manifold™ Technology Maximizes Performance
- Air Injection™ Technology
- Brass Ball Joint with Polymer Shell
- Easy Clean Nozzles



Available Color/Finishes

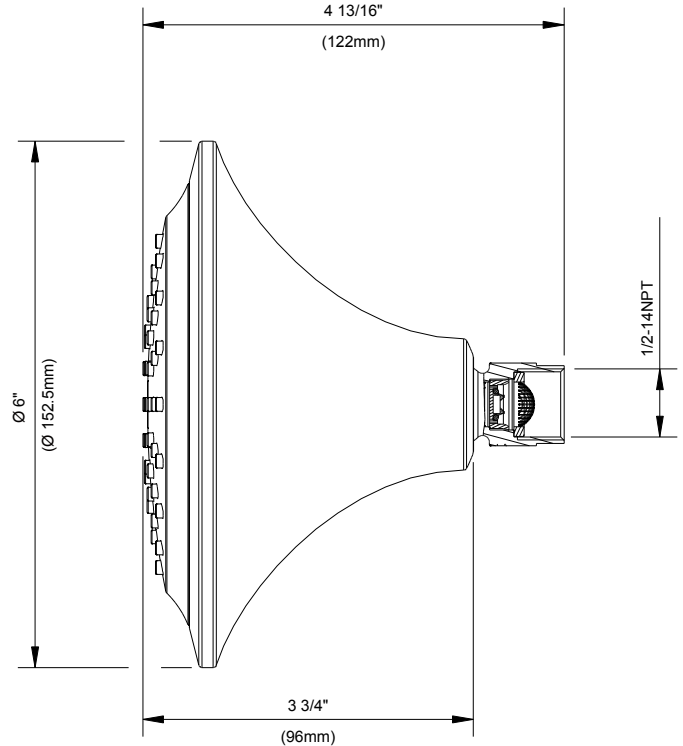
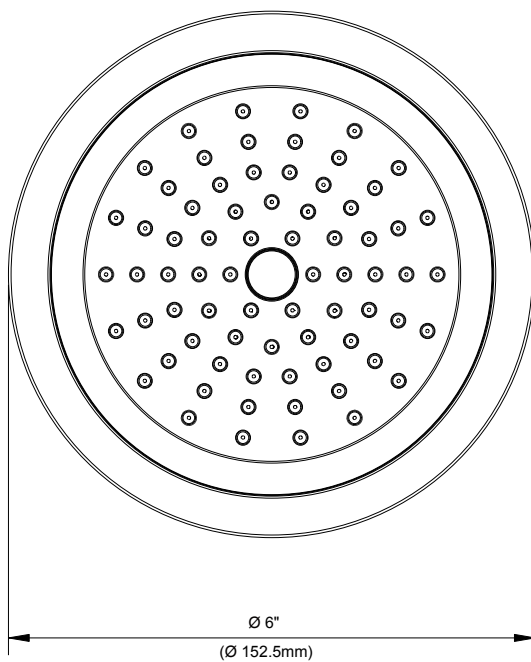
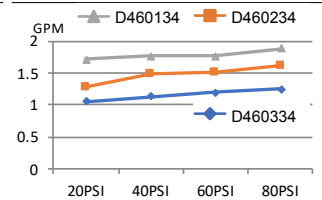
Color	Description
	Chrome

Please see gerberonline.com or current price list for available finishes. Finish is defined by additional suffix.

Standards & Certifications



Flow Rate



Submittal Information:

Name: _____
 Location: _____

Contractor: _____
 Contact #: _____